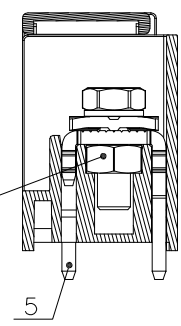
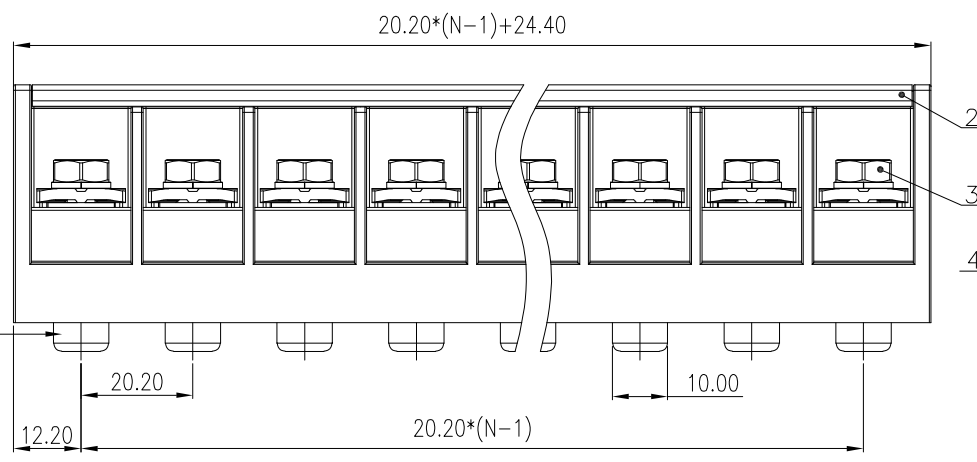
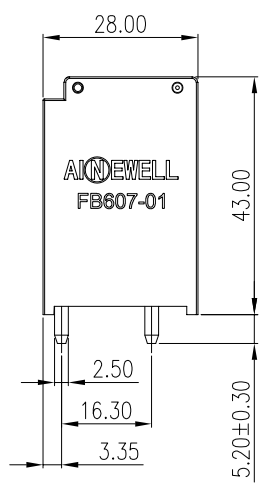
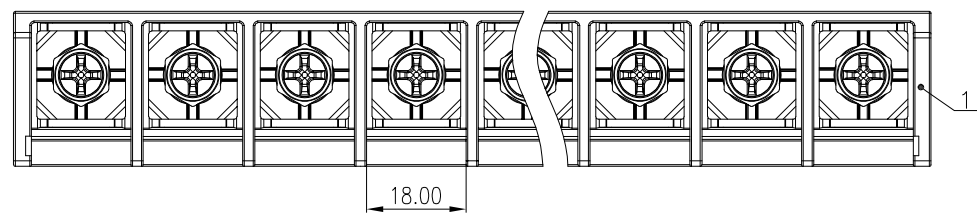
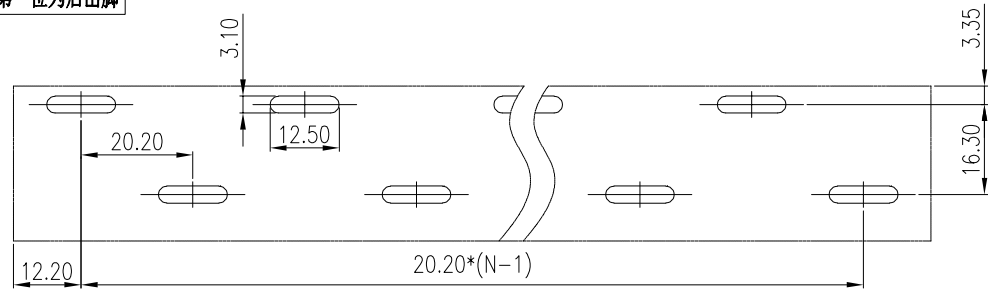


REV	DESCRIPTION	DRW.	DATE
00	初版发行	M.C.N	2024.05.20

(不带盖子/Without Cover)



左起第一位为后出脚



PCB LAYOUT

Part No./料号说明:

FB607-01-XXP-A

Poles/P数
02: 2Poles
03: 3Poles
...
14: 14Poles

Color/颜色
A: Black/黑色

Nominal dimension		Tolerances (mm)					
0	over 18	over 30	over 50	over 80	over 120	over 180	over 250
to 18	to 30	to 50	to 80	to 120	to 180	to 250	to 320
	±0.25	±0.3	±0.35	±0.5	±0.7	±0.9	±1.2

Notes/备注:

1. Electrical properties/电气特性
UL Standard/UL 标准

Use Group/应用组别	B	C	D
Rated Voltage/额定电压 (V)	600	600	600
Rated Current/额定电流 (A)	100	100	5
Withstanding voltage/工频耐压	AC 2500V/1Min		

IEC Standard/IEC标准

Rated Voltage/额定电压 (V): 1000
Rated Current/额定电流 (A): 101

Overvoltage Category/过电压类别 /Pollution Degree/污染等级	II/2	III/2	III/3
Voltage/电压 (V)	1000	1000	1000
Rated Impulse Voltage/冲击耐压(KV)	8	8	8

2. Connection data/连接数据

Wire range/线径范围(AWG/mm²): 12~2/4~35
Stripping length/剥线长度(mm): 18~20
Wire tightening torque/导线扭矩(N.m): 3.5~4

3. Environmental safety/环境安全

Operating temperature/工作温度范围(°C): -40~+120
RoHS compliant/符合RoHS环保要求

ITEM	NAME OF PART	MATERIAL	NOTES
5	SOLDER PIN 端子	Copper Alloy	Sn Plated
4	NUT 螺母	Steel	M6/Zn Plated
3	SCREW 螺丝	Steel	M6/Zn Plated
2	Cover 透明盖板	PC	Transparent
1	HOUSING 主体	PBT	Black/UL94 V-0

APP. M.X.B	DATE: 2024.05.20	PART NO.: FB607-01-XXP-A	
CHK. C.W	DATE: 2024.05.20		
DRW. M.C.N	DATE: 2024.05.20	DARWING TYPE: Customer Drawing	
PROJECTION		UNITS: mm	SCALE: 1:1 SHEET/OF: 1/1
		昆山艾尼维尔电子有限公司 KUN SHAN AINEWELL ELECTRONICS CO.,LTD	